
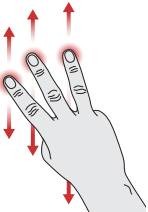

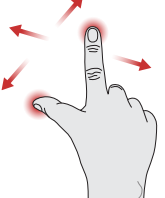

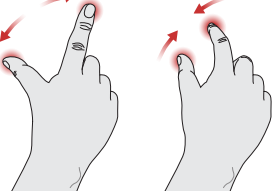





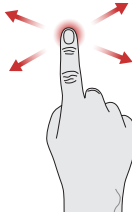



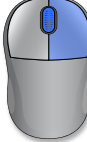

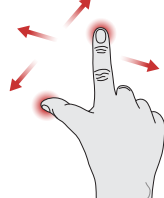














## VH Dissector Pro 6 - Keyboard/Mouse controls (Windows)

ACTION	KEYBOARD MOUSE	ALTERNATIVE	TOUCH WINDOWS DISPLAY
<i>Scroll Cross-Section</i>	CTRL + 	cursor in cross-section and arrow keys  ↑ ↓	
<i>Translate Cross-Section</i>		NA	
<i>Zoom</i>		NA	
<i>Rotate</i>	 + 	cursor in 3D model pane and arrow keys  ↑ ↓ ← → or  	 
<i>Move</i>	 + 	 + 	 
<i>Enlarge Cross-Section</i>	 or   double click on cross-section	NA	 or   double click on cross-section
<i>3D Axis of Rotation</i>	 or   double click on 3D structure	NA	 or   double click on 3D structure