

Signing into Zoom (Web and App)



Official Zoom Resources:

<https://support.zoom.us/hc/en-us/articles/201800126-Signing-in-with-SSO>


Prerequisites

- Vanity URL: <https://burrell-edu.zoom.us/>
- Company Domain: **burrell-edu**

Signing into Zoom on the Web

Follow the provided link to sign into your Zoom account on the web.

1. Click here: <https://burrell-edu.zoom.us/>
 - a. The default browser will open (Chrome/Edge/Firefox) and you will be taken to our Zoom sign in page
2. Click Sign in:
 - a. You will be redirected to our Burrell sign in page
3. Enter your new email using @burrell.edu, and password

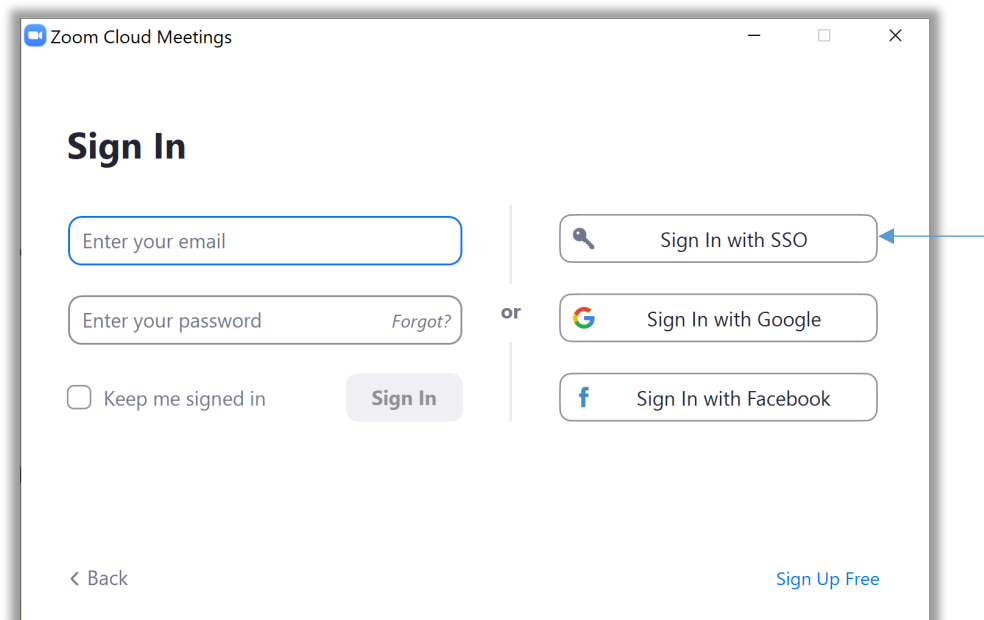
A screenshot of the Burrell College sign-in page. At the top is the Burrell College logo, a circular emblem with a caduceus in the center and the text "BURRELL COLLEGE" and "OSTEOPATHIC MEDICINE" around the perimeter. Below the logo, the text "Sign in with your organizational account" is displayed. There are two input fields: the first contains "@burrell.edu" and the second contains a masked password ".....". A blue "Sign in" button is positioned below the fields. At the bottom, there is a welcome message: "Welcome to BCOM's secure sign in page." and a link: "Click [here](#) to change or reset your password."

Signing into Zoom on the App

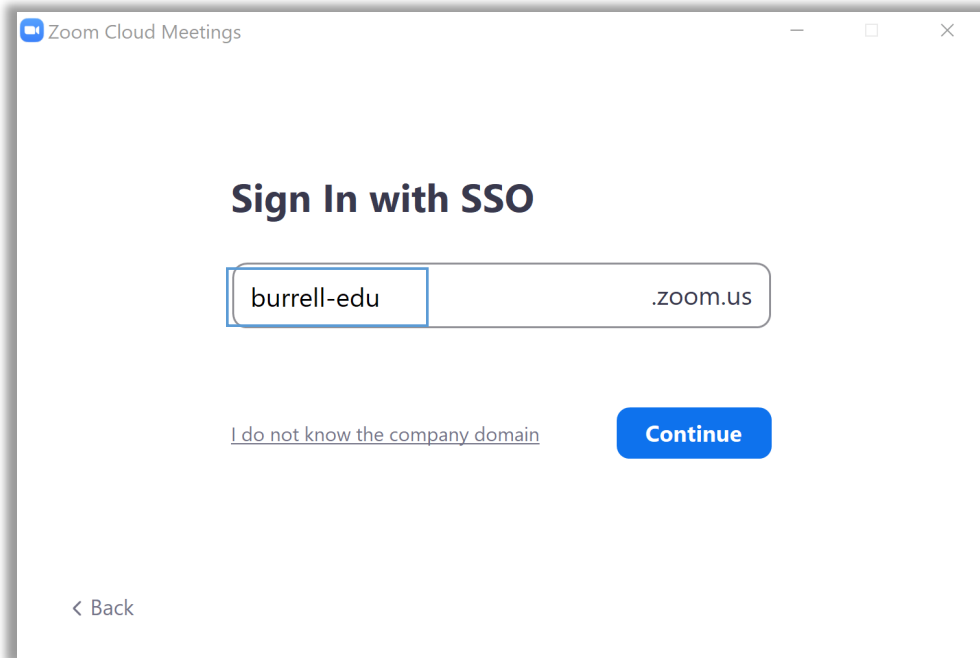
1. Open the Zoom app on your computer
 - a. Click on the Cortana search bar on the bottom left of your computer and search for, and click on, Zoom (you may also click on the Zoom icon on your desktop if you have the shortcut created)
2. Click on Sign In




3. Click Sign In with SSO



4. Enter **burrell-edu** as the company domain
 - a. You will be redirected to our Burrell sign in page



5. Sign in with your new email using @burrell.edu, and password



***Note: If you are signed into the Zoom app with your old email address (@bcomm.org) you will need to sign out, then sign back in with your new email address (@burrell.edu). To sign out, open the Zoom app (step 1) > click your initials in the top right corner > click sign out**

